

EMERGENCY RELEASE  
POINT (BOTH DOORS)

PREFERRED  
POSITION OF  
LOCKABLE  
ISOLATOR -  
WITHIN 2mtrs OF  
ELECTRICAL  
CABINET

NOMINAL TO F.F.L.=2000

ELECTRICAL CABINET &  
ACCESS TO EMERGENCY  
LOWERING FACILITY.  
INTEGRAL TO SHAFT  
ENCLOSURE

PLATFORM  
CONTROL PANEL

HEIGHT OF PUSH  
BUTTONS=900

MIN TOP HEIGHT=2240  
(SHAFT MAY BE  
EXTENDED TO SUIT)

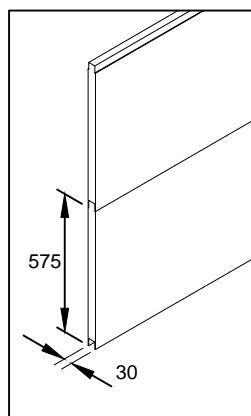
TRAVEL

SHAFT HEIGHT

MINIMUM STRUCTURAL  
WIDTH OPENING 1630

PIT=50  
+10  
-0

POWDER COATED STEEL /  
EPS / STEEL SANDWICH  
PANELING



MIN STRUCTURAL OPENING=2240

HEIGHT OF CALL  
BUTTON=1025

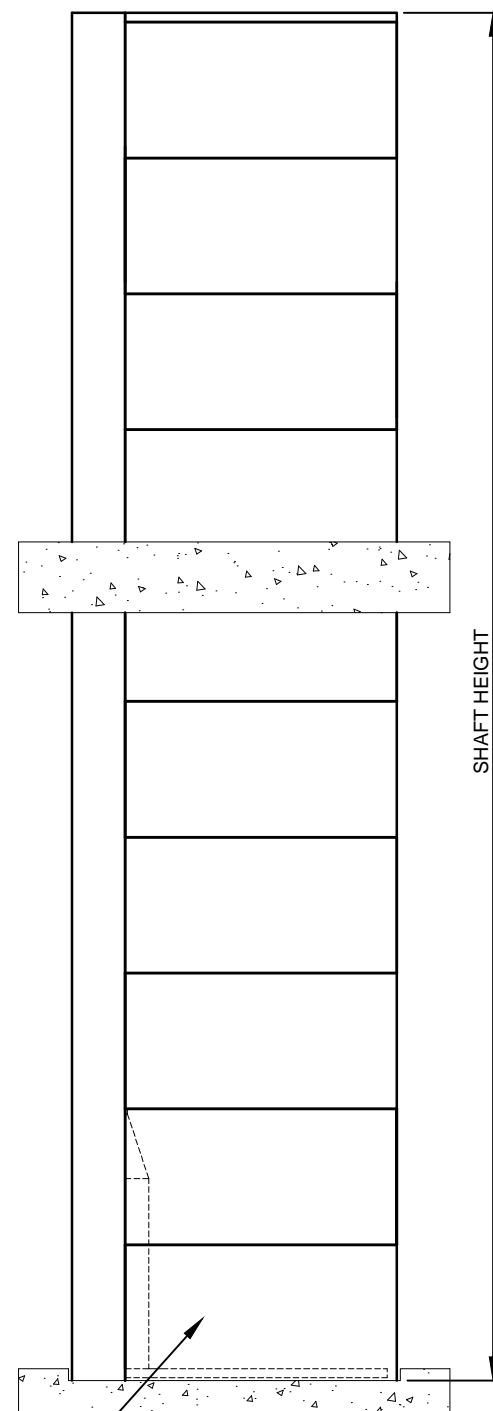
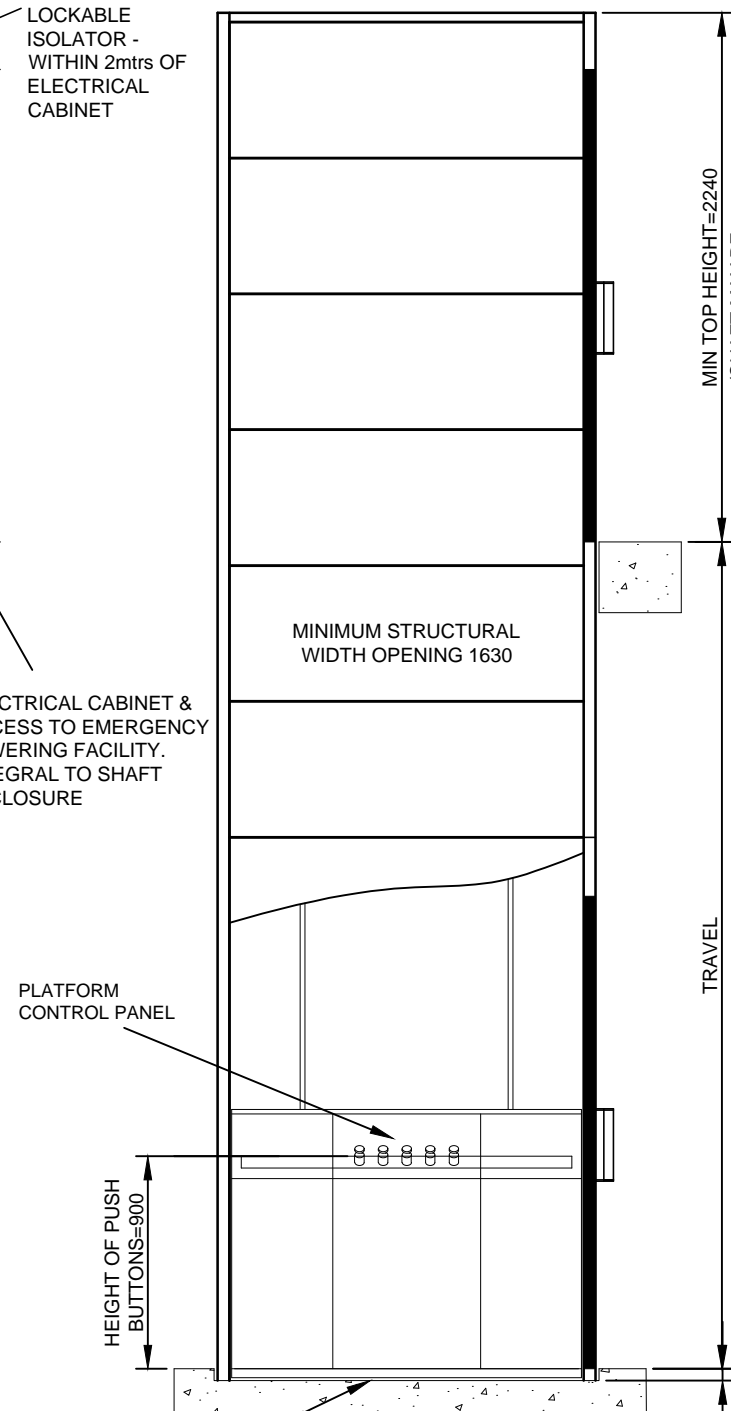
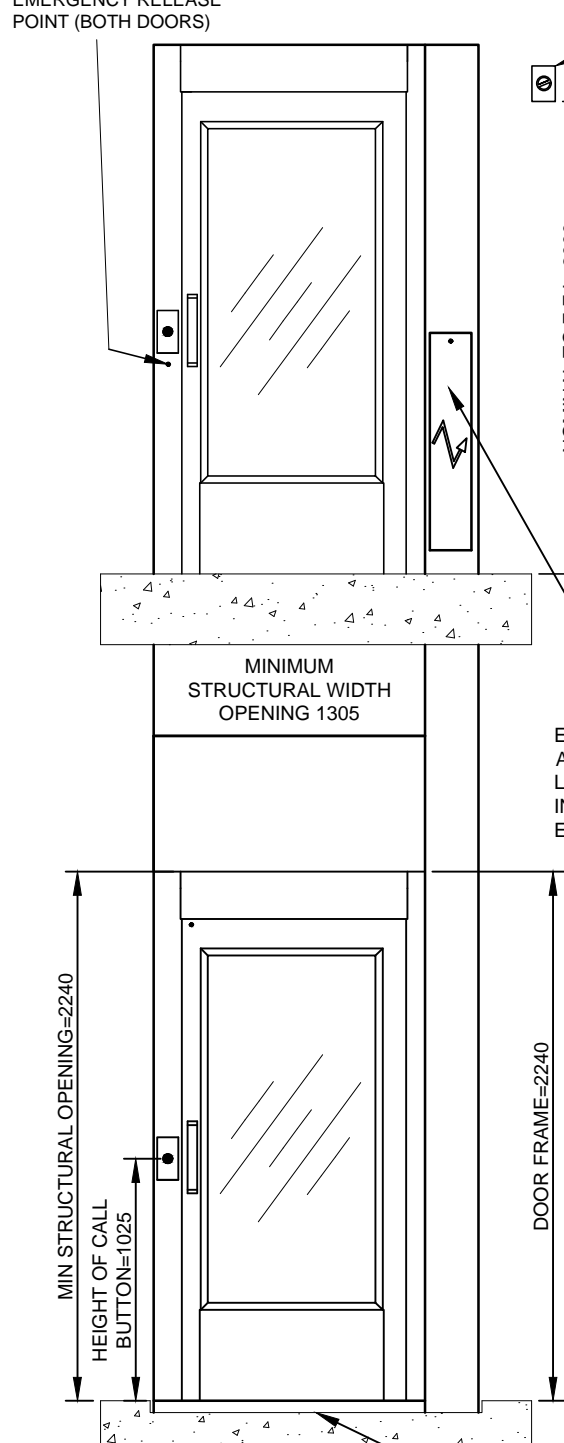
DOOR FRAME=2240

VIEW A

NO INSULATION OR SCREED IN FLOOR  
CONSTRUCTION UNDER SHAFT

VIEW B

VIEW C



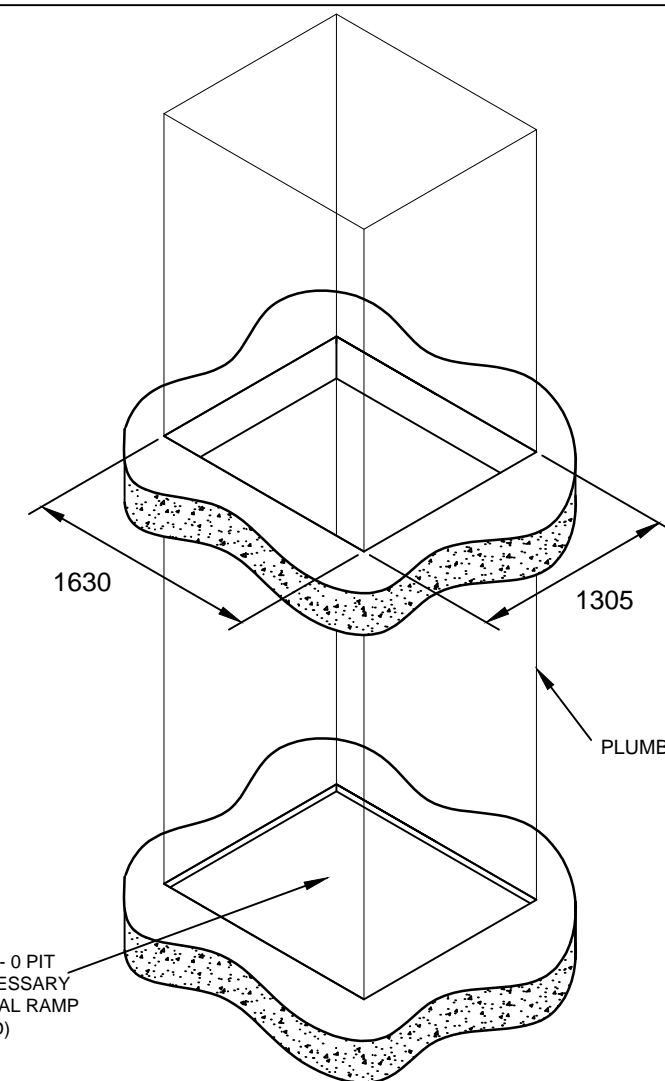
#### PRINCIPAL DATA:

**TYPE:**  
ARITCO PUBLICLIFT ACCESS / HOMELIFT ACCESS  
**DRIVE SYSTEM:**  
STATIC SCREW WITH ROTATING NUT  
**CAPACITY:**  
410KG OR 500KG  
**TRAVEL:**  
VARIABLE  
**NO OF STOPS:**  
2 SHOWN (UP TO A MAXIMUM OF 6 AVAILABLE)  
**SUPPLY VOLTAGE:**  
230V 1PH 50HZ (3 PHASE AVAILABLE)  
**RUNNING CURRENT:**  
4.7AMP  
**STARTING CURRENT:**  
18AMP  
**STANDARD COLOUR:**  
RAL 9016 WHITE  
(OTHER RAL COLOURS AVAILABLE)

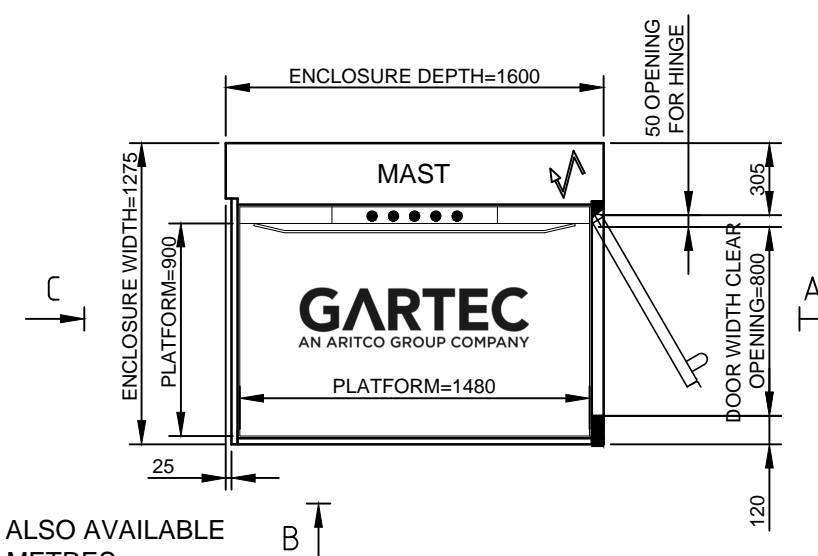
#### DOOR DATA:

**TYPE:**  
GL TYPE SHOWN (ALTERNATIVES AVAILABLE)  
**NO OF DOORS:**  
2 SHOWN (UP TO A MAXIMUM OF 6 AVAILABLE)  
**FIRE RATING:**  
AVAILABLE (NOT SHOWN)  
**OPENING SIZE:**  
800 X 2000MM  
**DOOR FRAME:**  
INTEGRAL TO SHAFT ENCLOSURE  
**DOOR/FRAME COLOUR:**  
WHITE POWDER COATED RAL 9016  
**DOOR GLASS:**  
VARIABLE  
**CLOSER:**  
MANUAL TYPE SHOWN  
(AUTOMATIC VERSION AVAILABLE)  
**FURNITURE:**  
FITTINGS IN ANODISED ALUMINIUM

NOT TO BE USED FOR CONSTRUCTION - INDICATION  
PURPOSES ONLY - REFER TO SITE SPECIFIC DRAWING



APERTURE & PIT REQUIREMENTS



3, 4, 5 AND 6 STOP LIFTS ALSO AVAILABLE  
MAXIMUM TRAVEL OF 13 METRES

GARTEC PUBLICLIFT ACCESS / HOMELIFT ACCESS: 900 PLATFORM x 1480, 2 STOP, LIFT ENTRY/EXIT SAME SHORT SIDE, 800 DOORS

**GARTEC**  
AN ARITCO GROUP COMPANY

Tel: +44 (0) 1296 397 100 Fax: +44 (0) 1296 397 600  
email: sales@gartec.com www:gartec.com

Midshires Business Park  
Smeaton Close  
Aylesbury  
Bucks  
HP19 8HL

Drawn by S.H.	Scale NTS	Date 16/02/21
Drawing No. SALES-406		Issue 7